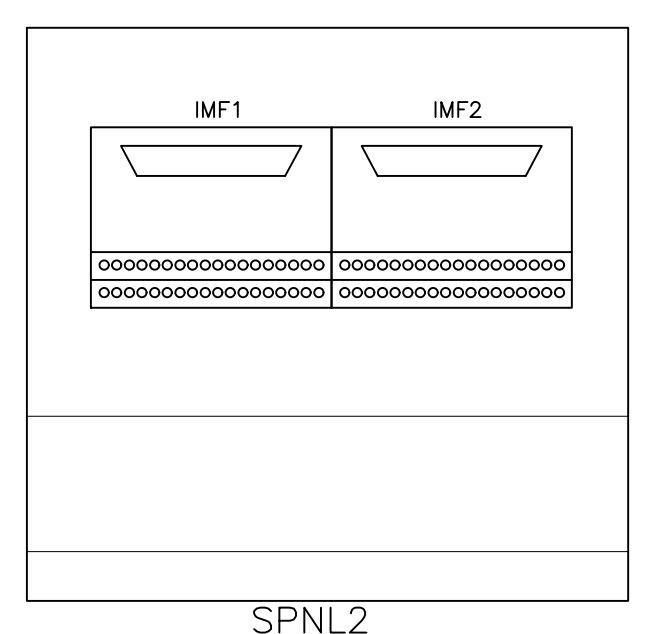
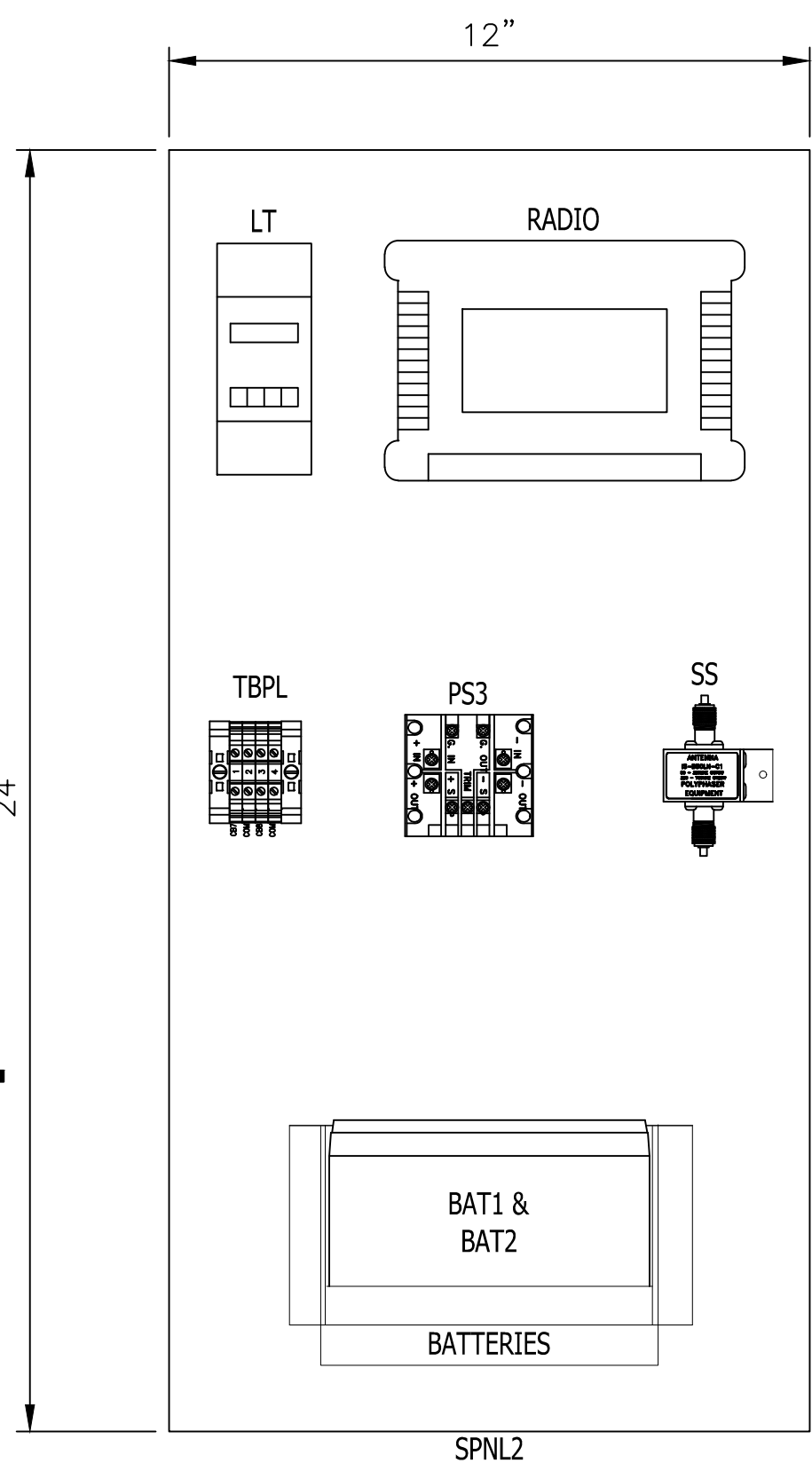


Instructions:
Include this sheet as shown.



INTRINSICALLY SAFE AREA SEE NOTE 1 FOR DETAILS

CONTROL ENCLOSURE BACKPANEL LAYOUT

CONTROL ENCLOSURE RIGHT SIDEPANEL LAYOUT

TB1 LAYOUT

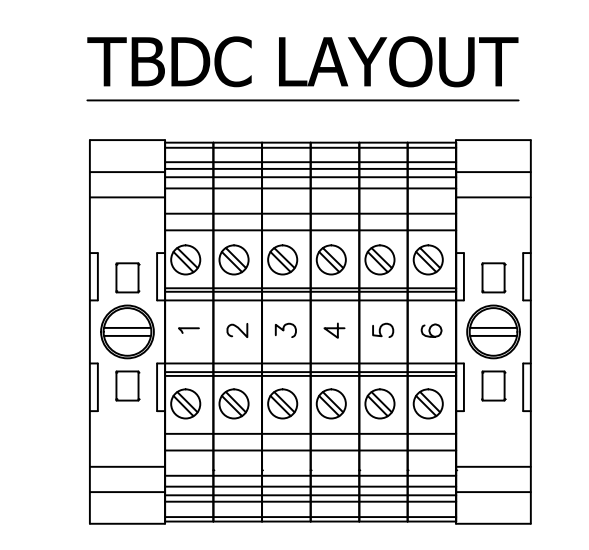
CB3	1	CB3
COM	2	
CB15	3	CB17
317A	4	
316A	5	
CB16	6	CB17
417A	7	
416A	8	
CB17	9	CB17
10:01	10	
CB17	11	CB17
10:02	12	
CB17	13	CB17
10:03	14	
CB17	15	CB17
10:04	16	
CB17	17	CB17
10:05	18	
634B	19	
634A	20	
634A	21	634A
635A	22	
CB18	23	CB18
11:05	24	
CB18	25	CB18
11:06	26	
CB18	27	CB18
CB18	27A	CB18
CB18	27B	CB18
CB18	27C	CB18
11:07;11:07	28	11:07
11:07	28A	11:07
11:07	28B	11:07
11:07	28C	11:07
CB18	29	CB18
11:08	30	
CB18	31	CB18
11:09	32	
CB18	33	CB18
11:10	34	
CB18	35	CB18
11:11	36	
CB18	37	CB18
11:12	38	
CB18	39	CB18
11:13	40	
CB18	41	CB18
11:14	42	
CB18	43	CB18
11:15	44	
DO:05	45	
COM	46	
DO:06	47	
COM	48	
DO:07	49	
COM	50	

TB1 LAYOUT

A01:Ch0	63	
	S	
A01:Ch14	64	
A01:Ch1	65	
	66	
	67	
	68	
	69	
	70	
	71	
	72	
	73	
	74	
	75	
	76	
	77	
	78	
	79	
	80	
	81	
	S	
CB19	82	CB19
13:00	83	
CB19	84	CB19
13:01	85	
CB19	86	CB19
13:02	87	
CB19	88	CB19
13:03	89	
CB19	90	CB19
13:04	91	
CB19	92	CB19
13:05	93	
CB19	94	CB19
13:06	95	
CB19	96	CB19
13:07	97	
CB19	98	CB19
13:08	99	
CB19	100	CB19
13:09	101	
CB19	102	CB19
13:10	103	
CB19	104	CB19
13:11	105	
CB19	106	CB19
13:12	107	
CB19	108	CB19
13:13	109	
CB19	110	CB19
13:14	111	
CB19	112	CB19
13:15	113	

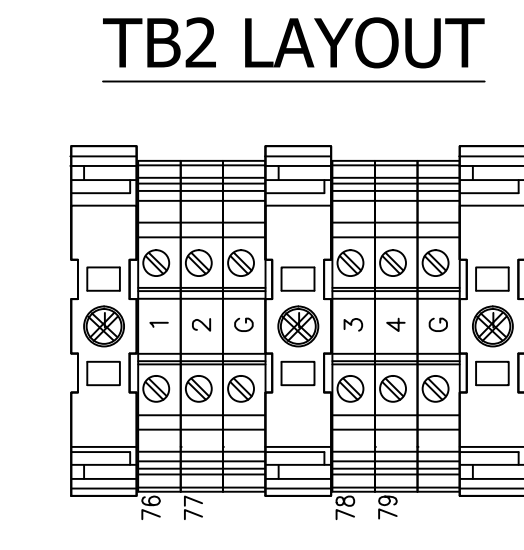

NOTES
1. SEE SHEET DS-30 FOR ISR INSTRUCTIONS AND NOTES

DEDICATED TERMS FOR PUMP CONTROL



UT4	3044102	-6
UT4-PE	3044128	-1
E/NS 35N	0800886	-2

UT4	3044102	-119
UT4-PE	3044128	-8
UT 6-TMC M	0916603	-4
E/NS 35N	0800886	-2



UT4	3044102	-4
UT4-PE	3044128	-2
E/NS 35N	0800886	-2

UT4 BU	3044115	-4
UT4-PE	3044128	-2
D-UT2.5-10 BU	3047235	-2
E/NS 35N	0800886	-3

SEE NOTE #10 ON SHEET DS-0.1

Control Panel - Interior Layout and Terminal Block.dwg

