
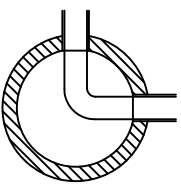
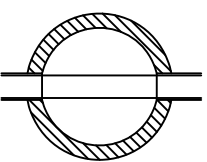
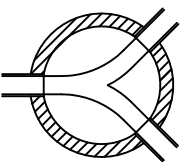
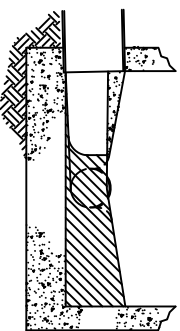
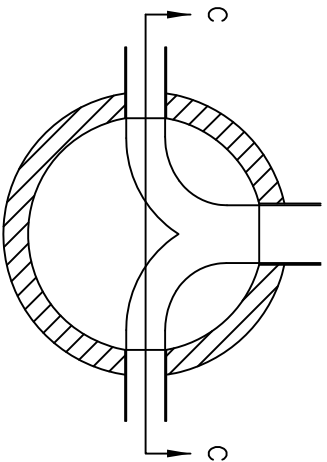
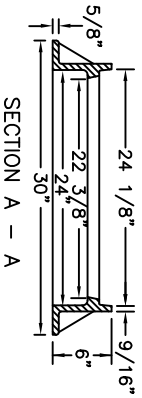
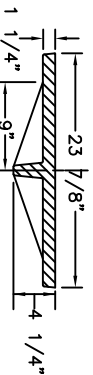
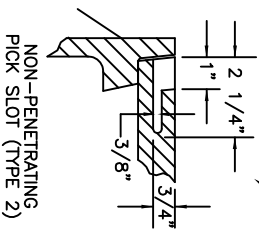
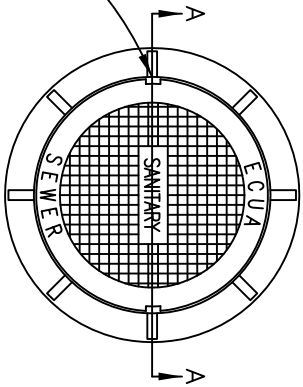


- NOTES:
1. FRAME AND COVER SHALL BE VULCAN MODEL VM 37, OR U.S. FOUNDRY USF170E, BOLTING FEATURES NOT REQUIRED. MODEL VM 360-WI, FOR BOLTED COVERS, MODEL VM 50 FOR FLOOD AREAS, OR APPROVED EQUIVALENTS, REFER TO SPECIFICATIONS.
  2. FRAME AND COVER SHALL CONFORM TO ASTM SPEC. A-48, CLASS 30 CAST IRON.
  3. MANHOLE COVER IS TO BE NON-VENTING, EXCEPT WHEN USED ON A RECEIVING MANHOLE FOR A FORCE MAIN, A MANHOLE THAT HAS A DROP MAIN OR LATERAL ENTERING IT, OR A MANHOLE THAT HOUSES AN ARV (SEE DETAIL D-31).



**MANHOLE FRAME + COVER**

**INVERT CHANNELS**



PROPOSED  
SCALE: N.T.S.  
DATE: 12/18/14

**MANHOLE FRAME & COVER**

DETAIL

**D-11**